

# SubConn® HF Coax

## 75 ohm Coax and Coax/Electric

### Connector specifications

Voltage rating on electric contacts	300 V DC/AC rms							
Current rating on electric contacts	5 A per contact (max 20 A per connector)							
Voltage rating on coax insert only	930 V, max nominal voltage acc. to MIL							
Video types	Recommended for Composite, SDI, HD-SDI and 3G-SDI video							

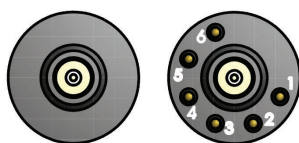
Frequency*	0.9 GHz	1.2 GHz	1.5 GHz	1.8 GHz	2.1 GHz	2.4 GHz	2.7 GHz	3.0 GHz
Attenuation*	6.3 dB	7.4 dB	8.6 dB	9.9 dB	11.3 dB	12.8 dB	14.5 dB	15.7 dB

Recommended max frequency	3.0 GHz
Insulation resistance	> 200 Mohm
Contact resistance	< 0.01 ohm
Wet matings	N/A (dry mating only)
Temperature rating (water)	- 4 to 60°C, 25 to 140°F
Temperature rating (air)	- 40 to 60°C, - 40 to 140°F
Storage temperature rating	- 40 to 60°C, - 40 to 140°F
Qualified pressure tested	600 bar, 8,700 psi

### Material specifications

Connector body	Chloroprene rubber
Bulkhead body	Brass, stainless steel, titanium or anodised aluminium
Power contacts	Female sockets in gold plated brass UNS - C36000
	Male pins in gold plated beryllium copper
Coax contacts	Gold plated contacts
O-rings	Nitrile
Locking sleeves	POM or stainless steel
Snap rings	Stainless steel AISI 302
Inline cable (2 ft, 60 cm)	PUR jacket cable with Mini-RG59 coax or Mini-RG59 coax and 6 x 20 AWG, 0.52 mm <sup>2</sup> conductors
Coax bulkhead leads (3.3 ft, 100 cm)	RG179 coax
Coax and 6-contact bulkhead leads (3.3 ft, 100 cm)	RG179 coax and 6 x 20 AWG, 0.52 mm <sup>2</sup> coloured PTFE

### Face view (male)



### Inline cable colour code

1 Black	3 Red	5 Orange
2 White	4 Green	6 Blue

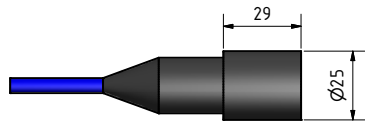
### Nominal cable outside diameter (OD)

Mini-RG59 PUR cable 0.220", 5.59 mm  
 Mini-RG59 and 6-conductor PUR cable 0.382", 9.70 mm

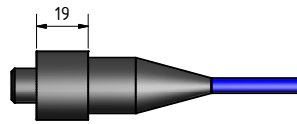
### Additional information

\*All frequency and attenuation values are based on a 10 meter cable assembly test including 2 bulkhead connectors (75 ohm).  
 BNC connector for RG179 coax leads use Amphenol 112133 or equivalent.  
 BNC connector for Mini-RG59 coax cable use Belden 1855ABHD3 or equivalent.


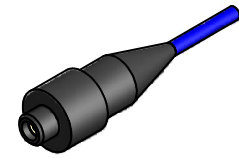
SubConn® Coax connectors are dry mate only, and cannot take open face pressure.  
 Locking sleeves are required. No greasing in the actual coax part.  
 Minimum bending radius on inline cable is 100 mm.



HF75CXILF



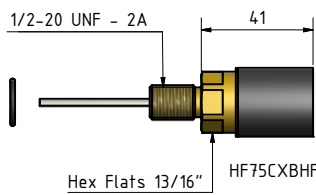
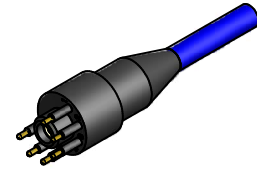
HF75CXILM



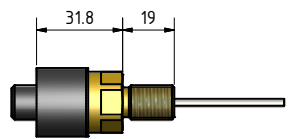
HF75CXIL6F



HF75CXIL6M

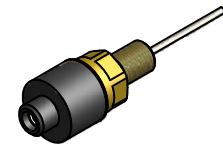


HF75CXBHF

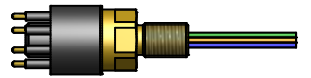


HF75CXBHM

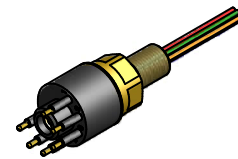
O-Ring  
Ø14.00 x 1.78  
(2-015)




HF75CXBH6F



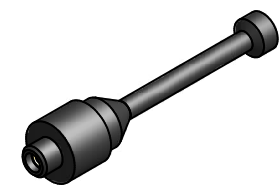
HF75CXBH6M



HF75CXDCF



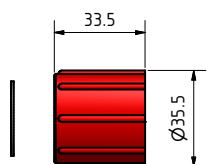

HF75CXDCM



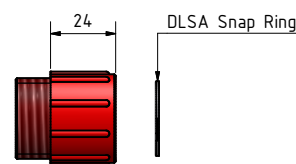
HF75CXDC6F



HF75CXDC6M



DLSA-F



DLSA-M

DLSA Snap Ring



## Drawing information

Dimensions in mm (1 mm = 0.03937 inch)  
Threads in inches (1 inch = 25.4 mm)